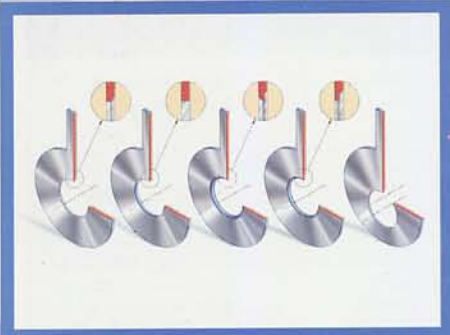



# PRIMARY FLOW DEVICES




ORIFICE PLATES

ORIFICE CARRIERS



CLASSICAL  
VENTURI TUBES

METER RUN



ORIFICE FLANGE  
ASSEMBLY

DALL TUBES



AVERAGING  
PITOT TUBE

NOZZLES

