

FLOAT LEVEL SWITCH


Industrial

Marine

Liquid Level

Control-
alarm duties

Large bouyant
floats for lower
specific gravity



Single or Multi Point

A versatile range of top or side installation, vertical float level switches offering 1, 2 or 3 switch actions per unit. Designed for alarm and control applications in water, oils and chemical storage tanks and process vessels using the proven magnet and reed switch technology. A permanent magnet is contained within the float which, being bouyant, moves up and down with liquid level change.

Total float travel is restricted by stops to ensure positive magnetic linkage with the reed switch. Hermetically sealed reed switch contacts within the stem change over as the float passes. Switch operation is therefore a direct reading of liquid level eliminating electronic and mechanical transmission or calibration errors found in other systems.

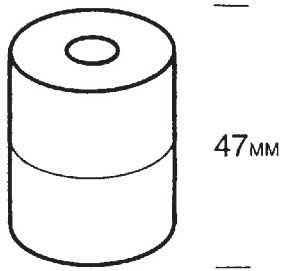
Custom Built

Typical applications are high and or low alarm and pump control. Materials in contact with the liquid and vapours include stainless steel, or polyophylene methylene floats. Stainless steel stems with top of tank terminal enclosure in aluminium. Stainless steel flange or screwed connections making for compatibility with most liquids.

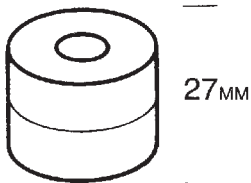
All FLS Series switches are manufactured in Measurement Resources Sydney factory, where we have the expertise and facilities to build standard and non-standard units all within a tight QA/QC environment.

Choice of Float Materials

STANDARD FLOATS



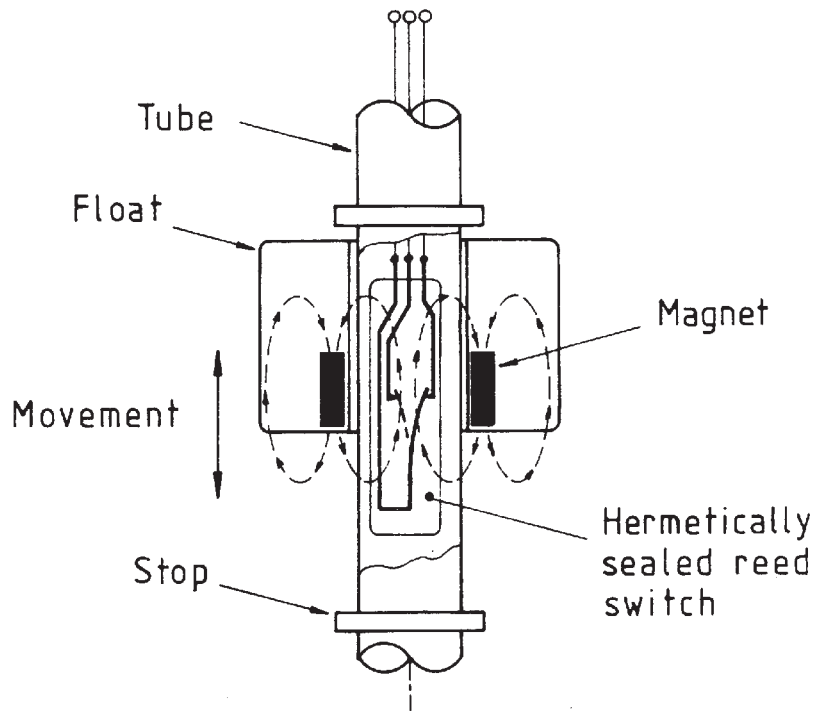
Ø 45MM
STAINLESS STEEL 304



Ø 40MM
POLYOPHLENE METHALENE

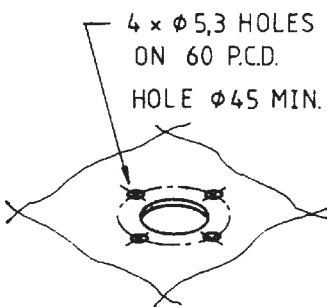
MAGNET REED SWITCH OPERATION

SHOWING STANDARD SINGLE POLE CHANGE OVER SWITCH OPERATION



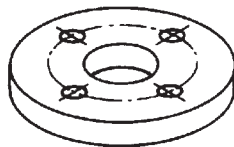
PROCESS CONNECTION

Standard Fitting

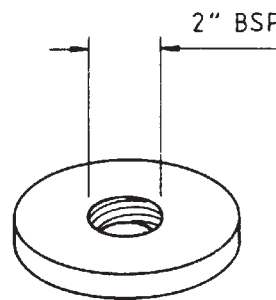


Bolted Flange

A.S. 2129 - TABLE 'E'
50mm NOM. BORE MIN.



Screw Fitting



SPECIFICATION

Switch Electrical Rating

0.5 amp 240 volts AC 30 V.A.

Terminal Enclosure

Die-cast aluminium alloy weatherproof to IP65

Electrical Entry

PG11 cable gland, Internal terminal strip

Process Connection

Flanged or screwed minimum opening to clear float (see above)

Switch Temperature Rating

-5° to + 70°C continuous

Specify Gravity

0.7 to 1.0

Pressure Rating Floats

Float code 2 - 2000 kPa @ 150°C

Float code 1 - 1000 kPa @ 100°C

FLOAT LEVEL SWITCHES

ORDER CODE

FLS FLOAT LEVEL SWITCH

FLS	CODE	NUMBER OF SWITCH ACTIONS (SEE BACK PAGE)						
	A	One switch action change over contact 3 way terminal						
	B	Two switch action change over contact 6 way terminal						
	C	Three switch action change over contact 9 way terminal						
	X	Special requirement (Consult Factory)						
		CODE	FLOAT MATERIAL					
		1	POM Polyophylene methalene					
		2	Stainless Steel type 304					
			CODE	STEM MATERIAL				
			A	Stainless Steel				
			B	Other Consult Factory				
				CODE	PROCESS CONNECTION			
				10	Standard fitting bolts to top of tank			
				11	Standard fitting bolts side of tank			
				12	Flanged 2" Table E Stainless Steel Bolts to top of tank			
				13	Screwed 2" B.S.P. Stainless Steel screws into top of tank			
					<i>All above top of tank process connections can be fitted with stem compression gland allowing switch point (or points) to be adjusted ± 70mm Add suffix ADJ to above code.</i>			
				99	Special requirement consult factory.			
					CODE	DIMENSION L1 (SEE BACK PAGE)		
					XX	Distance in mm from underside of connection to top switch point		
						CODE	DIMENSION L2 (SEE BACK PAGE)	
						XX	Distance in mm from underside of connection to middle switch point	
							CODE DIMENSION L (SEE BACK PAGE)	
						XX	Distance in mm from underside of connection to bottom switch point	
FLS	B	1	A	10	XX	XX	XX	TYPICAL ORDER CODE

When option ADJ is specified in the order code, this results in the FLS being manufactured with the stem assembly being fixed to the tank connection via a stainless steel compression gland. This construction allows the complete terminal enclosure, stem and floats to be raised or lowered in relation to the top of the tank by ± 70 mm. Note all multi point models all switch points are moved.

NOTE: Maximum Stem Length 3000mm in Stainless Steel
Minimum Length 100mm in Stainless Steel

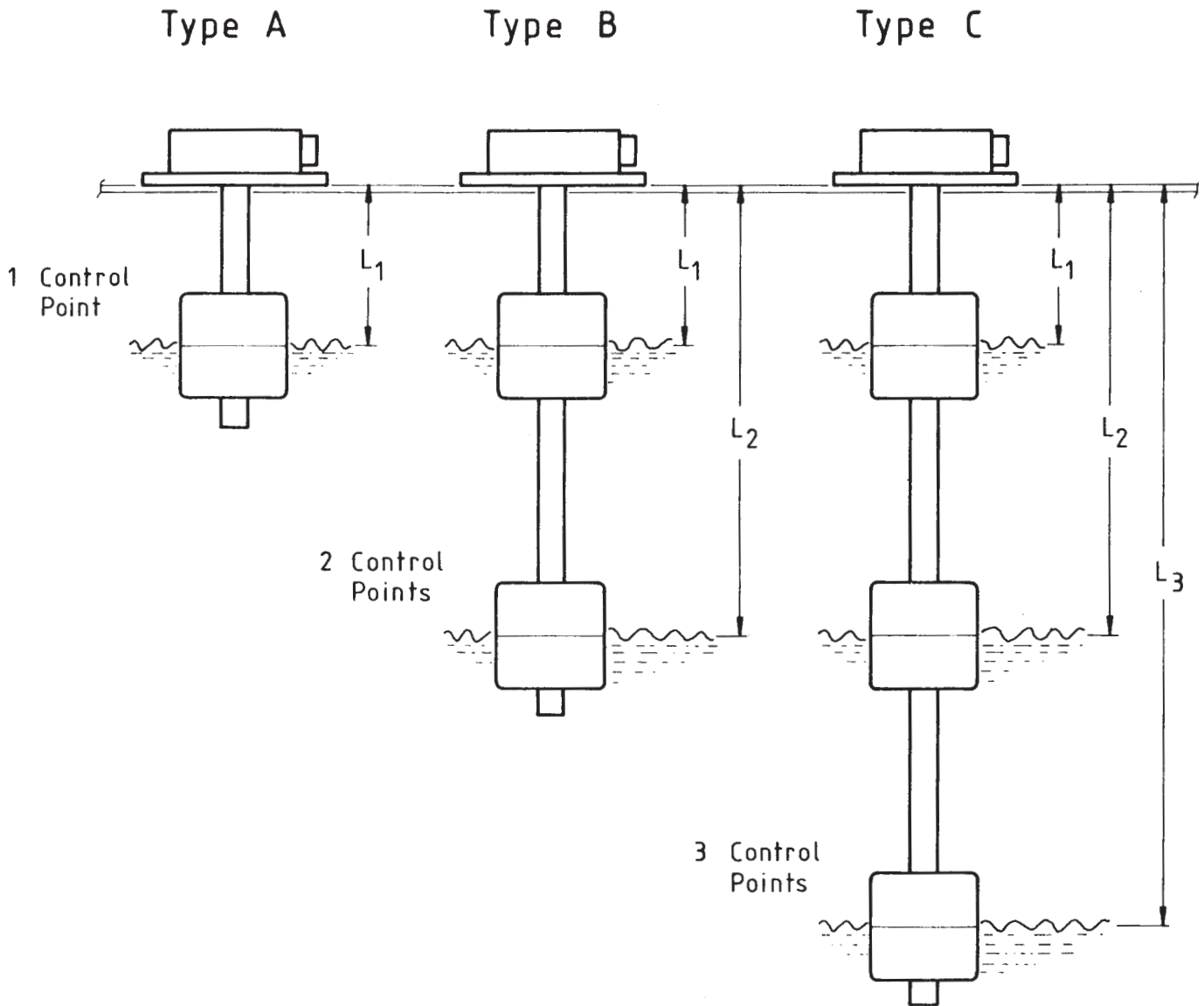
When more than three (3) switch actions are required a common interconnection is made to one side of each reed switch. This interconnection arrangement can be

provided on above standard models as requested. If required, special FLS can be manufactured with several switch points, or with process connections and material of construction to suit existing tank connections or processes. Please consult factory.

The FLS Series is part of Measurement Resources' extensive range of level indicators and controls including self-powered mechanical, pneumatic, hydrostatic and ultrasonic sensors. They are supported by analogue and digital indicator monitors and controllers.

Please ask for further information.

STANDARD SWITCHING OPTIONS



Measurement Resources Pty Ltd is committed to the development, manufacture and distribution of Level, Pressure, Temperature, Flow Sensors and Controls.

It's market is Australasia and South East Asia. It regards quality of customer service and product as prime objectives.

This Australian company is totally owned by the employees.



33-37 College Street
PO Box 145 Gladesville NSW 2111 Australia
Telephone: (61-2) 9816 3377 Fax: (61-2) 9816 3806
Email: admin@measurement-resources.com.au
Website: www.measurement-resources.com.au



PRINTED IN AUSTRALIA